



ADAPT-A-DOOR ORDER FORM

Please provide all information listed below.
 Email it to **ballysales@ballyrefboxes.com**
 Fax it to Morehead City, NC **(252) 240-0258**.
OR Fax it to Bally, PA **(610) 702-2211**

If you have any questions call **1-800-24BALLY**.

Name:		Business Phone:	
Address:		Phone:	
City:		Fax:	
State:	Zip:	Email:	

USE THESE INSTRUCTIONS AND THE DIAGRAMS BELOW TO HELP YOU COMPLETE THE ADAPT-A-DOOR ORDER FORM.

INSTRUCTIONS

MEASUREMENTS:

- A - The thickness of the door frame.
- B - The height of the floor (Only required with a Raised Sill)
- WIC - The width in clear (smallest opening of the door frame)
- HIC - The height in clear (smallest opening of the door frame)

FINISH: What type of finish do you want the door made in?

SWING: Facing the door what side of the door are the hinges on?

OPTIONS: You may select any or all of them.

- Window
- Diamond Tread Kick plate (interior, exterior, or both).
- Locking Bar
- Mirror Image Frame (frame on the inside to match the frame on the outside)
- "C" capping is trim that finishes the door frame from outside to inside.

APPLICATION: Is the box a cooler or a freezer?

Will this door be subject to wash-down?

DIMENSIONS

A:

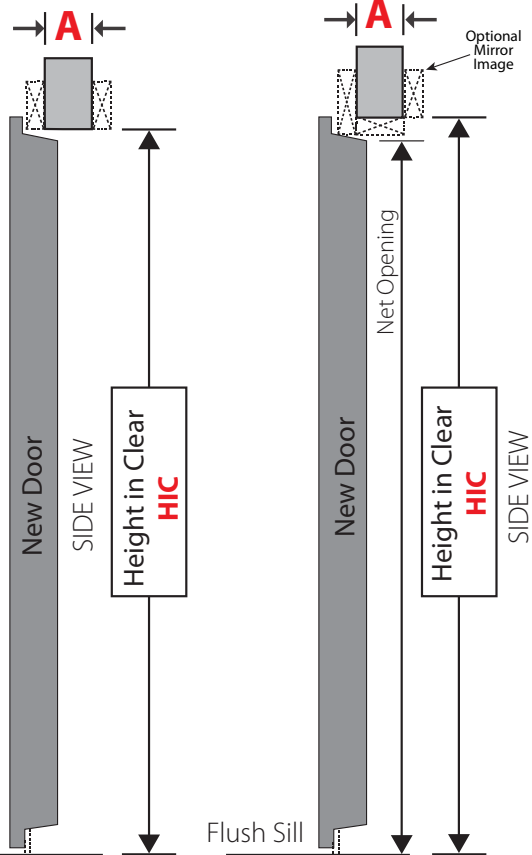
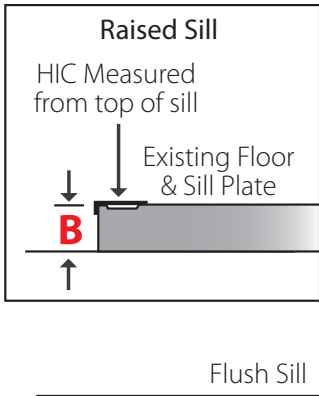
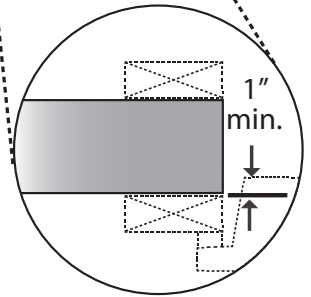
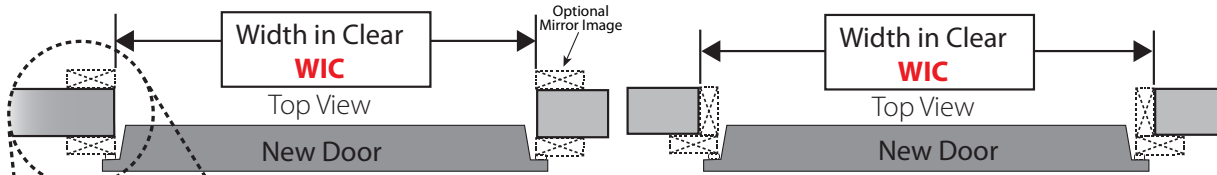
B:

HIC:

WIC:

TYPE A JAMB

TYPE B JAMB



REQUIREMENTS

Application (Choose one):
 Cooler Freezer
 Wash-Down? Yes No

Swing (Choose one):
 Right Swing
 Left Swing

New Door Jamb Type:
 Type A
 Type B

Sill Condition:
 Flush Sill
 Raised Sill

Finish (Choose one):
 Embossed Galvalume
 Embossed White Galvanized
 Embossed Aluminum
 Stainless Steel

OPTIONS

- Locking Bar
- Mirror Image Frame
- "C" Capping
- Observation Window
- Pressure Relief Port
- Diamondtread Kickplate (Choose one):
 - Interior
 - Exterior
 - Both