

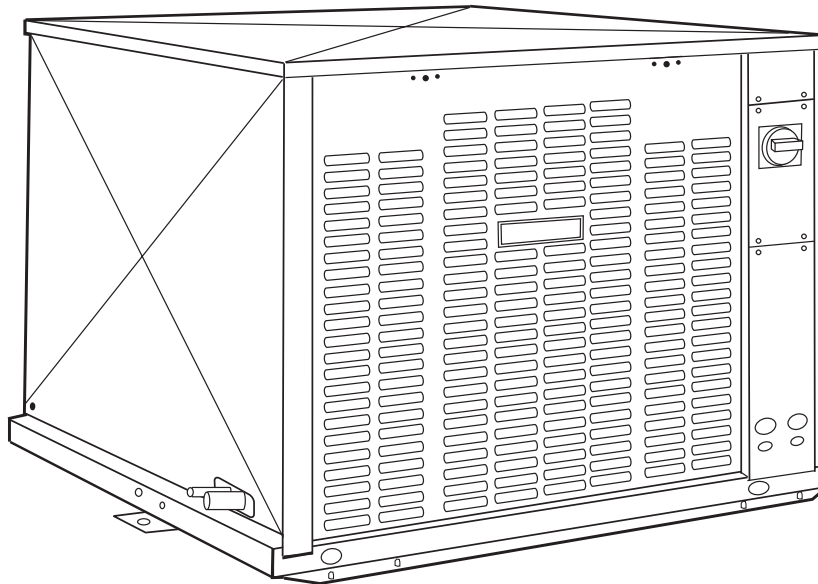
**PRODUCT DATA &
SPECIFICATIONS**

Bulletin B40-BE-PDS-50-1

1070807



Outdoor Air-Cooled
Semi-Hermetic
Condensing Units
3 to 7-1/2 HP -
High Medium and Low
Temperature Refrigeration



CONTENTS

	Page
Nomenclature.....	2
Features.....	2-4
Capacity Data (<i>Metric</i>).....	5 -12
Electrical Data.....	13 - 15
Dimensional Data.....	16, 17
Specifications.....	18, 19
Wiring Diagrams.....	20 - 22

NOMENCLATURE

BEA 075 H 6 - H T7 A

BE Excel Model Series

BEA = Bally outdoor air cooled Condensing Unit using Copeland Semi-Hermetic compressor
 BEB = Bally outdoor air cooled Condensing Unit using Bitzer Semi-Hermetic compressor

Nominal HP

075 = 7-1/2 HP

Application Range

H = High and Med. Temp (0 to 45 °F evap temp.)
 M = Med. Temp (Limited within 0 to 25 °F evap temp.)
 L = Low Temp. (-40 to 0 °F evap temp.)

Refrigerant

2 = R22, 6 = R404A/R507

Enclosure

H = Outdoor

Series Generation

A = Latest catalog spec (1st generation)
 X = Special Custom Model (Deviates from catalog)

Voltage*

S6 = 200/220/1/50
 S7 = 200/1/50
 T7 = 200-220/3/50
 T9 = 380-400/3/50


* Subject to compressor availability

PRODUCT FEATURES




Compact Design

Pre-Formed Piping



Large Electrical Panel



PRODUCT FEATURES AND BENEFITS

-
- | | |
|--|---|
| • Compact design | • Smaller foot print, occupies minimum space, allows for better jobsite placement, installation and service |
| • High efficiency enhanced tube and fin condenser design | • Better unit performance |
| • Factory piped suction line terminated outside unit | • Quick jobsite installation |
| • Pre-formed piping | • Minimizes potential leaks and increases unit reliability |
| • Vertical receiver | • Ensures positive liquid seal with less refrigerant |
| • Quiet fan motor operation | • Acceptable sound level while unit is operating in residential, commercial and industrial environment |
| • Energy efficient PSC condenser fan motor | • Results in savings on power bills |
| • Large electrical control panel away from air flow stream | • Allows free unrestricted air flow and ensures easy access to components and better serviceability |
| • Wide open front design with spring latches and handle on front grille | • Offers quick and unrestricted service access to serviceable parts/components |
| • Liquid and suction line access fitting outside the cabinet | • Allows quick service access — saving on service time. Liquid line fitting also provides quick access refrigerant charging |
| • Each Unit : is subjected to a thorough leak test with Helium leak-detectors
: is run tested and allowed to cycle off on high and low pressure | • Ensures reliable operation |
| • Units are shipped with Helium holding charge | • Reassures installer that no in-transit leak has occurred. |
-

STANDARD FEATURES

- Outdoor weather-resistant housing
- Weather proof electrical control box with compressor contactor and fused control circuit
- Spring-mounted accessible semi-hermetic compressor
- Suction and Discharge vibration eliminator on BEA models
- Solid state motor protection on BEB models
- Copper tubing secured with cushion clamps
- Adjustable dual high/low pressure control
- Oil failure control(on applicable models) with capillary line
- Flooded head pressure control(non-adjustable)
- Crankcase heater

OPTIONAL FEATURES (Factory mounted)

- Sealed Suction filter
- Suction accumulator
- Suction accumulator with boil-out coil
- Discharge line Check valve
- Oil separator
- Oil separator c/w oil return filter & solenoid valve
- Adjustable head pressure control valves
- Receiver inlet ball valve
- Heated and Insulated receiver
- Over-sized receiver
- Sealed liquid line filter drier & sight-glass
- Ball valve - liquid line (shipped loose)
- Insulated suction lines
- Leg Kits
- Discharge air hood
- Sub cooling circuit on 5 and 7.5 HP models
- Flex hoses - for all pressure controls (Dual Pressure, Oil switch, etc..)
- Liquid line solenoid valve-(with standard 230 volt coil)-shipped loose
- Compressor Circuit breaker
- Current sensing relay - for use with Oil safety control (where applicable)
- Defrost heater contactor c/w fuse block
- Evaporator Fan contactor c/w fuse block
- Disconnect switch
- Disconnect Fusing
- Pump down toggle switch
- Lock out control circuit -Liquid solenoid valve with separate HP and LP controls
- Hoffmann Speed control for condenser fan (replaces flooded valve)
- Sentronic oil failure control (where applicable)
- Time delay relay for compressor
- Mechanical Time Clock -Paragon 8145
- Electronic Time Clock
- Electronic Voltage/Phase Monitor

CONDENSING UNIT MODEL	SATURATED SUCTION TEMPERATURE °C	AMBIENT TEMPERATURE °C					
		29.4	32.2	35.0	37.8	40.6	43.3
BEA030H2 Compressor Model ERF1-0310	7.2	10759	10383	10000	9609	---	---
	4.4	9821	9475	9121	8761	8395	---
	1.7	8930	8611	8285	7954	7618	7272
	-1.1	8086	7792	7494	7190	6882	6568
	-3.9	7290	7021	6747	6471	6187	5903
	-6.7	6543	6294	6045	5791	5538	5279
	-9.4	5844	5617	5388	5159	4928	4694
	-12.2	5194	4985	4776	4569	4360	4151
	-15.0	4592	4400	4211	4022	3835	3646
BEA040H2 Compressor Model NRB2-0400	7.2	15090	14505	13935	13385	12857	12349
	4.4	13733	13191	12668	12163	11677	11215
	1.7	12444	11946	11463	11000	10557	10137
	-1.1	11224	10764	10321	9898	9492	9109
	-3.9	10067	9644	9236	8848	8477	8128
	-6.7	8972	8581	8206	7847	7511	7193
	-9.4	7934	7573	7225	6896	6585	6294
	-12.2	6951	6613	6292	5986	5697	5428
	-15.0	6015	5699	5396	5110	4841	4589
BEA050H2 Compressor Model 2DC3-0500	7.2	17683	17101	16518	15936	15353	14771
	4.4	16098	15557	15015	14475	13937	13397
	1.7	14602	14102	13601	13101	12601	12103
	-1.1	13198	12733	12270	11807	11344	10881
	-3.9	11879	11448	11020	10590	10162	9734
	-6.7	10645	10244	9846	9447	9049	8654
	-9.4	9487	9116	8746	8375	8004	7636
	-12.2	8405	8059	7713	7367	7021	6677
	-15.0	7394	7068	6742	6419	6095	5772
BEA051H2 Compressor Model 2DD3-0500	7.2	19955	19303	18649	17999	17344	16692
	4.4	18218	17613	17011	16406	15804	15202
	1.7	16573	16015	15458	14900	14345	13788
	-1.1	15020	14505	13990	13477	12964	12454
	-3.9	13556	13081	12606	12133	11660	11190
	-6.7	12180	11742	11302	10864	10428	9995
	-9.4	10889	10480	10075	9669	9268	8865
	-12.2	9676	9296	8920	8544	8171	7800
	-15.0	8539	8186	7832	7481	7135	6789
BEA075H2 Compressor Model 2DL3N0750	7.2	23915	23151	22384	21613	20839	---
	4.4	21919	21215	20505	19793	19077	18360
	1.7	20025	19378	18723	18066	17407	16745
	-1.1	18233	17636	17033	16429	15824	15217
	-3.9	16533	15986	15433	14878	14321	13766
	-6.7	14925	14423	13915	13407	12897	12387
	-9.4	13402	12939	12474	12008	11543	11078
	-12.2	11956	11531	11105	10677	10251	9826
	-15.0	10580	10189	9798	9405	9014	8626
BEA076H2 Compressor Model 2DA3-0750	7.2	26192	25336	24477	23611	---	---
	4.4	24119	23333	22544	21745	20943	---
	1.7	22125	21404	20677	19943	19201	18457
	-1.1	20212	19547	18878	18201	17519	16824
	-3.9	18375	17763	17145	16521	15884	15239
	-6.7	16618	16050	15475	14893	14301	13698
	-9.4	14935	14408	13870	13323	12765	12195
	-12.2	13328	12830	12320	11802	11269	10727
	-15.0	11789	11312	10824	10324	9813	9291

--- Outside Operating Range

Exact compressor model may vary with voltages

CONDENSING UNIT MODEL	SATURATED SUCTION TEMPERATURE °C	AMBIENT TEMPERATURE °C					
		29.4	32.2	35.0	37.8	40.6	43.3
BEA030M2 Compressor Model 3RA1-0310	-3.9	8300	8006	7713	7417	7115	6812
	-6.7	7531	7250	6969	6685	6396	6105
	-9.4	6789	6526	6259	5988	5714	5438
	-12.2	6083	5834	5582	5329	5070	4806
	-15.0	5403	5174	4940	4704	4462	4216
BEA050M2 Compressor Model NRM1-0500	-3.9	13997	13517	13041	12563	12081	11593
	-6.7	12606	12170	11735	11299	10859	10416
	-9.4	11319	10921	10523	10127	9729	9323
	-12.2	10129	9769	9408	9047	8686	8318
	-15.0	9039	8711	8385	8059	7730	7397

R404A/R507 - HIGH & MEDIUM TEMPERATURE CAPACITY WATTS

CONDENSING UNIT MODEL	SATURATED SUCTION TEMPERATURE °C	AMBIENT TEMPERATURE °C					
		29.4	32.2	35.0	37.8	40.6	43.3
BEA050H6 Compressor Model 2DC3-050E	4.4	16491	15697	14913	14134	13362	12601
	1.7	15085	14360	13641	12927	12222	11523
	-1.1	13738	13076	12422	11772	11130	10495
	-3.9	12454	11854	11259	10672	10090	9512
	-6.7	11237	10694	10159	9629	9102	8581
	-9.4	10087	9602	9119	8644	8173	7705
	-12.2	9012	8579	8148	7723	7300	6884
	-15.0	8011	7628	7245	6867	6491	6120
	-17.8	7093	6752	6414	6078	5744	5413
-20.6	6254	5953	5657	5358	5065	4771	
BEA051H6 Compressor Model 2DD3-050E	4.4	18962	18084	17200	16312	15421	14527
	1.7	17424	16618	15809	14995	14179	13360
	-1.1	15936	15199	14460	13721	12974	12227
	-3.9	14502	13833	13161	12491	11817	11140
	-6.7	13133	12526	11921	11314	10707	10097
	-9.4	11832	11287	10742	10197	9652	9107
	-12.2	10610	10119	9632	9146	8661	8176
	-15.0	9470	9032	8596	8166	7735	7307
	-17.8	8422	8031	7646	7265	6887	6511
-20.6	7471	7125	6782	6446	6115	5789	
BEA075H6 Compressor Model 2DL3-075E	4.4	21984	20963	19945	18930	17914	16901
	1.7	20271	19338	18405	17476	16546	15617
	-1.1	18616	17763	16916	16065	15219	14373
	-3.9	17023	16249	15478	14709	13940	13171
	-6.7	15498	14798	14102	13405	12710	12016
	-9.4	14049	13417	12790	12163	11541	10916
	-12.2	12678	12113	11548	10988	10428	9868
	-15.0	11396	10889	10383	9883	9380	8880
	-17.8	10204	9751	9301	8850	8402	7957
-20.6	9111	8703	8300	7897	7496	7096	
BEA076H6 Compressor Model 2DA3-075E	4.4	24201	23064	21934	20806	19684	18566
	1.7	22414	21371	20331	19293	18263	17237
	-1.1	20689	19734	18783	17835	16889	15951
	-3.9	19029	18161	17292	16429	15565	14706
	-6.7	17439	16653	15864	15075	14291	13509
	-9.4	15923	15212	14495	13783	13071	12359
	-12.2	14485	13840	13193	12549	11901	11257
	-15.0	13123	12544	11956	11371	10784	10199
	-17.8	11844	11317	10786	10254	9719	9184
-20.6	10645	10164	9681	9194	8703	8211	

Exact compressor model may vary with voltages

CONDENSING UNIT MODEL	SATURATED SUCTION TEMPERATURE °C	AMBIENT TEMPERATURE °C					
		29.4	32.2	35.0	37.8	40.6	43.3
BEA030M6 Compressor Model ERFA-031E	-3.9	7797	7432	7058	6680	6302	5918
	-6.7	7071	6737	6396	6053	5707	5358
	-9.4	6391	6085	5777	5463	5149	4833
	-12.2	5757	5478	5197	4910	4624	4338
	-15.0	5164	4910	4654	4393	4131	3870
	-17.8	4609	4378	4141	3902	3664	3427
	-20.6	4092	3875	3659	3437	3218	2999
BEA035M6 Compressor Model 3RAA-031E	-3.9	9694	9169	8644	8123	7603	7088
	-6.7	8748	8268	7790	7315	6842	6371
	-9.4	7852	7414	6981	6551	6120	5694
	-12.2	7006	6610	6217	5826	5438	5055
	-15.0	6215	5856	5500	5147	4796	4447
	-17.8	5473	5149	4826	4507	4191	3878
	-20.6	4783	4490	4199	3907	3621	3340
BEA040M6 Compressor Model NRB2-040E	-3.9	10669	10105	9545	8987	8437	7892
	-6.7	9637	9121	8611	8106	7606	7111
	-9.4	8666	8196	7733	7275	6822	6374
	-12.2	7753	7327	6904	6488	6078	5674
	-15.0	6894	6506	6122	5744	5371	5005
	-17.8	6085	5729	5378	5035	4694	4363
	-20.6	5319	4990	4669	4350	4039	3736

Exact compressor model may vary with voltages

CONDENSING UNIT MODEL	SATURATED SUCTION TEMPERATURE °C	AMBIENT TEMPERATURE °C					
		29.4	32.2	35.0	37.8	40.6	43.3
BEA030L6 Compressor Model LAHA-032E	-17.8	6633	6284	5941	5597	5249	4898
	-20.6	5911	5592	5274	4953	4632	4306
	-23.3	5224	4930	4637	4340	4044	3741
	-26.1	4569	4301	4032	3761	3489	3211
	-28.9	3950	3706	3464	3218	2969	2715
	-31.7	3372	3153	2932	2713	2486	2255
	-34.4	2832	2638	2444	2245	2043	1834
	-37.2	2339	2168	1999	1824	1645	1458
	-40.0	1891	1747	1598	1448	1292	1125
BEA031L6 Compressor Model LACA-032E	-17.8	7330	6956	6583	6210	5844	5485
	-20.6	6560	6222	5884	5545	5214	4893
	-23.3	5856	5550	5241	4940	4642	4355
	-26.1	5207	4928	4652	4380	4116	3863
	-28.9	4602	4350	4102	3860	3626	3405
	-31.7	4029	3803	3579	3365	3158	2967
	-34.4	3474	3273	3074	2882	2703	2536
	-37.2	2929	2745	2568	2399	2242	2101
	-40.0	2377	2210	2051	1899	1762	1643
BEA032L6 Compressor Model NRD1-032E	-17.8	---	---	---	---	---	---
	-20.6	---	---	---	---	---	---
	-23.3	---	---	---	---	---	---
	-26.1	---	---	---	---	---	---
	-28.9	4806	4535	4266	4000	3741	3487
	-31.7	4186	3935	3686	3440	3196	2954
	-34.4	3601	3377	3153	2929	2708	2486
	-37.2	3039	2847	2653	2461	2267	2073
	-40.0	2486	2334	2183	2026	1867	1705
BEA033L6 Compressor Model 2DF3-030E	-17.8	8265	7860	7461	7068	6675	6287
	-20.6	7429	7066	6707	6356	6005	5652
	-23.3	6635	6312	5993	5677	5361	5045
	-26.1	5886	5597	5314	5030	4746	4462
	-28.9	5187	4930	4674	4420	4164	3902
	-31.7	4540	4306	4077	3845	3609	3370
	-34.4	3942	3731	3519	3305	3086	2862
	-37.2	3397	3201	3004	2802	2593	2379
	-40.0	2907	2718	2529	2334	2130	1919
BEA040L6 Compressor Model 2DL3-040E	-17.8	10080	9609	9141	8673	8208	7740
	-20.6	9064	8641	8218	7795	7372	6949
	-23.3	8109	7728	7344	6964	6580	6200
	-26.1	7210	6867	6523	6180	5834	5490
	-28.9	6371	6060	5752	5443	5132	4821
	-31.7	5587	5309	5032	4751	4472	4194
	-34.4	4863	4612	4360	4109	3855	3601
	-37.2	4194	3965	3736	3507	3275	3044
	-40.0	3579	3370	3158	2947	2735	2521
BEA060L6 Compressor Model 2DB3-060E	-17.8	12471	11916	11359	10801	10236	9666
	-20.6	11227	10724	10224	9721	9216	8706
	-23.3	10050	9597	9149	8698	8245	7790
	-26.1	8942	8537	8133	7730	7327	6921
	-28.9	7904	7539	7178	6817	6458	6100
	-31.7	6939	6605	6279	5958	5640	5321
	-34.4	6040	5737	5441	5152	4868	4584
	-37.2	5207	4928	4657	4395	4139	3888
	-40.0	4438	4179	3927	3688	3454	3225

--- Outside Operating Range
Exact compressor model may vary with voltages

CONDENSING UNIT MODEL	SATURATED SUCTION TEMPERATURE °C	AMBIENT TEMPERATURE °C					
		29.4	32.2	35.0	37.8	40.6	43.3
BEA061L6 Compressor Model 3DA3A060E	-17.8	13596	13016	12442	11864	11282	10692
	-20.6	12260	11742	11227	10712	10187	9652
	-23.3	10993	10533	10075	9612	9141	8656
	-26.1	9801	9393	8985	8569	8143	7705
	-28.9	8686	8323	7959	7586	7203	6799
	-31.7	7653	7330	7003	6667	6314	5943
	-34.4	6705	6414	6117	5809	5483	5137
	-37.2	5841	5577	5304	5017	4711	4380
	-40.0	5067	4821	4562	4288	3992	3673
BEA075L6 Compressor Model 3DB3A075E	-17.8	15545	14876	14214	13559	12909	--
	-20.6	14049	13454	12865	12280	11700	--
	-23.3	12636	12111	11585	11065	10548	10030
	-26.1	11309	10841	10378	9913	9447	8982
	-28.9	10065	9652	9238	8823	8402	7982
	-31.7	8905	8537	8166	7790	7407	7021
	-34.4	7827	7496	7158	6812	6458	6098
	-37.2	6827	6523	6210	5886	5550	5207
	-40.0	5903	5615	5316	5002	4679	4340

--- Outside Operating Range
Exact compressor model may vary with voltages



R22 - HIGH & MEDIUM TEMPERATURE CAPACITY WATTS

50Hz

CONDENSING UNIT MODEL	SATURATED SUCTION TEMPERATURE °C	AMBIENT TEMPERATURE °C					
		29.4	32.2	35.0	37.8	40.6	43.3
BEB029H2 Compressor Model 2FC-3.2	7.2	8937	8631	8325	8021	7723	7424
	4.4	8176	7892	7611	7330	7051	6777
	1.7	7456	7195	6934	6675	6419	6167
	-1.1	6779	6538	6297	6060	5824	5592
	-3.9	6142	5921	5699	5483	5266	5052
	-6.7	5545	5341	5139	4940	4744	4547
	-9.4	4988	4801	4617	4433	4253	4074
	-12.2	4465	4296	4126	3960	3795	3634
	-15.0	3980	3825	3671	3519	3370	3221
BEB030H2 Compressor Model 2EC-3.2	7.2	10470	10107	9746	9388	9032	8678
	4.4	9574	9236	8900	8566	8233	7904
	1.7	8728	8415	8101	7790	7479	7173
	-1.1	7929	7638	7347	7058	6770	6483
	-3.9	7180	6909	6638	6369	6103	5836
	-6.7	6476	6224	5973	5724	5475	5226
	-9.4	5819	5585	5351	5119	4888	4657
	-12.2	5204	4988	4771	4555	4338	4124
	-15.0	4632	4430	4228	4027	3825	3626
BEB035H2 Compressor Model 2DC-3.2	7.2	12760	12317	11877	11441	11005	10575
	4.4	11658	11247	10836	10428	10022	9622
	1.7	10617	10236	9856	9475	9097	8723
	-1.1	9639	9286	8930	8576	8225	7880
	-3.9	8721	8392	8064	7735	7409	7086
	-6.7	7860	7554	7250	6944	6643	6341
	-9.4	7056	6772	6488	6207	5926	5645
	-12.2	6304	6043	5779	5518	5256	4995
	-15.0	5607	5363	5119	4876	4629	4388
BEB040H2 Compressor Model 2CC-4.2	7.2	15139	14589	14039	13497	12959	12429
	4.4	13885	13370	12860	12352	11849	11354
	1.7	12693	12215	11737	11264	10794	10331
	-1.1	11568	11120	10677	10236	9798	9365
	-3.9	10503	10090	9676	9266	8858	8454
	-6.7	9502	9119	8733	8352	7974	7598
	-9.4	8561	8206	7850	7494	7140	6792
	-12.2	7683	7352	7021	6690	6361	6036
	-15.0	6862	6553	6247	5938	5632	5326
BEB050H2 Compressor Model 4FC-5.2	7.2	17917	17320	16720	16120	15523	14925
	4.4	16364	15809	15254	14696	14141	13584
	1.7	14895	14380	13868	13350	12835	12320
	-1.1	13512	13036	12561	12083	11605	11127
	-3.9	12213	11772	11332	10891	10448	10005
	-6.7	10991	10585	10179	9771	9363	8955
	-9.4	9851	9475	9099	8723	8345	7969
	-12.2	8785	8440	8091	7743	7394	7046
	-15.0	7792	7474	7153	6829	6508	6185
BEB060H2 Compressor Model 4EC-6.2	7.2	21185	20448	19711	18972	18233	17494
	4.4	19410	18726	18041	17354	16667	15978
	1.7	17728	17093	16456	15819	15179	14540
	-1.1	16135	15545	14955	14363	13771	13176
	-3.9	14629	14084	13539	12989	12439	11887
	-6.7	13213	12710	12205	11695	11185	10674
	-9.4	11884	11419	10948	10478	10005	9530
	-12.2	10640	10207	9774	9335	8897	8454
	-15.0	9475	9077	8673	8268	7860	7449
BEB075H2 Compressor Model 4DC-7.2	7.2	24764	23902	23039	22178	21317	20453
	4.4	22745	21944	21140	20338	19537	18733
	1.7	20819	20075	19331	18584	17840	17093
	-1.1	18987	18298	17608	16916	16224	15533
	-3.9	17250	16610	15973	15331	14691	14052
	-6.7	15607	15017	14425	13833	13240	12646
	-9.4	14057	13509	12964	12417	11867	11317
	-12.2	12598	12096	11588	11083	10575	10065
	-15.0	11232	10767	10299	9828	9358	8885

BEB R404A/507 - HIGH AND MEDIUM TEMPERATURE 50Hz CAPACITY WATTS

CONDENSING UNIT MODEL	SATURATED SUCTION TEMPERATURE °C	AMBIENT TEMPERATURE °C					
		29.4	32.2	35.0	37.8	40.6	43.3
BEB029H6 Compressor Model 2FC-3.2Y	4.4	8554	8126	7698	7275	6857	6439
	1.7	7867	7471	7078	6687	6302	5916
	-1.1	7213	6847	6486	6127	5772	5421
	-3.9	6588	6252	5921	5592	5269	4948
	-6.7	5996	5689	5386	5087	4791	4497
	-9.4	5436	5157	4881	4609	4340	4074
	-12.2	4905	4652	4403	4156	3912	3671
	-15.0	4408	4179	3952	3731	3512	3293
	-17.8	3942	3736	3532	3330	3131	2934
	-20.6	3507	3318	3133	2952	2775	2598
BEB030H6 Compressor Model 2EC-3.2Y	4.4	10179	9679	9181	8683	8188	7693
	1.7	9383	8917	8457	7999	7541	7086
	-1.1	8616	8191	7765	7344	6924	6506
	-3.9	7885	7494	7106	6717	6334	5951
	-6.7	7188	6832	6476	6122	5772	5421
	-9.4	6528	6202	5879	5555	5236	4918
	-12.2	5901	5605	5311	5017	4729	4438
	-15.0	5311	5042	4776	4510	4246	3985
	-17.8	4756	4512	4271	4029	3790	3554
	-20.6	4236	4014	3795	3576	3360	3146
BEB035H6 Compressor Model 2DC-3.2Y	4.4	12402	11807	11215	10622	10030	9443
	1.7	11409	10859	10314	9769	9223	8683
	-1.1	10458	9955	9452	8955	8454	7957
	-3.9	9555	9094	8636	8178	7720	7267
	-6.7	8698	8278	7860	7442	7026	6610
	-9.4	7887	7504	7123	6742	6364	5988
	-12.2	7120	6772	6426	6083	5739	5398
	-15.0	6399	6085	5772	5458	5149	4841
	-17.8	5722	5438	5154	4871	4592	4313
	-20.6	5090	4831	4574	4321	4064	3813
BEB040H6 Compressor Model 2CC-4.2Y	4.4	14754	14037	13320	12608	11891	11180
	1.7	13614	12954	12292	11635	10978	10321
	-1.1	12521	11911	11307	10702	10097	9495
	-3.9	11471	10916	10361	9806	9253	8703
	-6.7	10470	9960	9455	8950	8447	7944
	-9.4	9517	9052	8591	8133	7675	7220
	-12.2	8609	8191	7773	7354	6941	6526
	-15.0	7753	7372	6994	6618	6242	5869
	-17.8	6944	6598	6257	5916	5577	5241
	-20.6	6185	5871	5560	5254	4948	4644
BEB050H6 Compressor Model 4FC-5.2Y	4.4	17078	16287	15495	14706	13920	13133
	1.7	15714	14985	14258	13532	12810	12088
	-1.1	14413	13743	13076	12412	11750	11088
	-3.9	13173	12558	11951	11344	10739	10137
	-6.7	11994	11436	10881	10329	9778	9231
	-9.4	10876	10371	9866	9365	8868	8372
	-12.2	9821	9363	8907	8457	8006	7558
	-15.0	8828	8415	8004	7596	7190	6787
	-17.8	7894	7521	7153	6784	6419	6058
	-20.6	7023	6685	6351	6020	5692	5366
BEB060H6 Compressor Model 4EC-6.2Y	4.4	19831	18848	17875	16904	---	---
	1.7	18335	17427	16526	15632	14741	13858
	-1.1	16894	16060	15229	14408	13589	12777
	-3.9	15513	14749	13987	13233	12484	11740
	-6.7	14191	13492	12797	12111	11426	10749
	-9.4	12932	12292	11663	11038	10416	9801
	-12.2	11732	11155	10582	10015	9452	8895
	-15.0	10597	10072	9555	9042	8534	8031
	-17.8	9522	9049	8581	8118	7661	7208
	-20.6	8512	8084	7661	7245	6832	6424
BEB075H6 Compressor Model 4DC-7.2Y	4.4	23193	22081	---	---	---	---
	1.7	21501	20473	19443	---	---	---
	-1.1	19863	18912	17969	17023	---	---
	-3.9	18280	17412	16543	15679	14813	---
	-6.7	16760	15966	15172	14383	13594	12805
	-9.4	15301	14577	13855	13138	12422	11705
	-12.2	13905	13248	12596	11944	11294	10647
	-15.0	12578	11981	11391	10804	10217	9632
	-17.8	11314	10779	10244	9714	9186	8659
	-20.6	10122	9637	9154	8676	8201	7728

--- Outside Operating Range

BEB**R404A/R507 - LOW TEMPERATURE
CAPACITY WATTS****50Hz**

CONDENSING UNIT MODEL	SATURATED SUCTION TEMPERATURE ° C	AMBIENT TEMPERATURE ° C					
		29.4	32.2	35.0	37.8	40.6	43.3
BEB030L6 Compressor Model 2CC-3.2Y	-17.8	6645	6297	5953	5612	5274	4943
	-20.6	5941	5625	5314	5005	4701	4400
	-23.3	5274	4990	4709	4430	4156	3885
	-26.1	4647	4390	4136	3888	3641	3397
	-28.9	4059	3830	3601	3377	3153	2934
	-31.7	3512	3305	3099	2897	2695	2499
	-34.4	3004	2817	2633	2449	2267	2091
	-37.2	2536	2367	2198	2031	1867	1702
	-40.0	2108	1951	1794	1643	1491	1341
BEB031L6 Compressor Model 4FC-3.2Y	-17.8	7242	6884	6528	6177	5826	5480
	-20.6	6486	6160	5839	5520	5204	4893
	-23.3	5769	5475	5187	4898	4614	4333
	-26.1	5095	4828	4567	4311	4057	3805
	-28.9	4460	4221	3987	3756	3529	3305
	-31.7	3868	3654	3442	3235	3034	2832
	-34.4	3315	3121	2934	2748	2566	2389
	-37.2	2800	2628	2459	2292	2128	1969
	-40.0	2327	2170	2016	1864	1720	1575
BEB039L6 Compressor Model 4EC-4.2Y	-17.8	9049	8586	8128	7678	7232	6794
	-20.6	8121	7700	7287	6879	6476	6078
	-23.3	7242	6862	6488	6120	5759	5401
	-26.1	6414	6073	5734	5406	5080	4759
	-28.9	5637	5331	5027	4731	4440	4154
	-31.7	4910	4634	4363	4099	3838	3581
	-34.4	4233	3987	3743	3504	3270	3041
	-37.2	3606	3382	3163	2949	2740	2536
	-40.0	3024	2822	2626	2432	2242	2056
BEB050L6 Compressor Model 4DC-5.2Y	-17.8	11254	10707	10167	9629	9099	8571
	-20.6	10067	9574	9084	8601	8121	7648
	-23.3	8950	8507	8066	7631	7200	6775
	-26.1	7902	7501	7108	6717	6334	5953
	-28.9	6921	6563	6210	5861	5518	5179
	-31.7	6008	5687	5371	5060	4754	4455
	-34.4	5159	4871	4589	4311	4039	3773
	-37.2	4375	4116	3863	3614	3370	3133
	-40.0	3651	3417	3188	2964	2745	2531
BEB060L6 Compressor Model 4CC-6.2Y	-17.8	13109	12439	11779	11130	10493	9866
	-20.6	11792	11185	10590	10002	9428	8863
	-23.3	10540	9993	9457	8932	8415	7909
	-26.1	9358	8865	8385	7914	7451	7001
	-28.9	8240	7802	7372	6951	6541	6137
	-31.7	7195	6802	6419	6043	5679	5321
	-34.4	6217	5866	5523	5189	4866	4550
	-37.2	5306	4993	4684	4388	4099	3818
	-40.0	4460	4179	3902	3636	3377	3123

CONDENSING UNIT MODEL	COMPRESSOR MODEL NO.	POWER SUPPLY	COMPRESSOR		CONDENSER FAN MOTOR		TOTAL AMPS	MCA	MOP	
			RLA	LRA	QTY	FLA				
BEA030H2	-HT7	ERF1-0310-TAC	200-220/3/50	11.7	82.0	1	1.1	12.8	15.7	25
	-HT9	ERF1-0310-TAD	380-400/3/50	6.4	41.0	1	0.9	7.3	8.9	15
BEA040H2	-HT7	NRB2-0400-TFC	200-220/3/50	21.8	141.0	1	1.1	22.9	28.4	50
	-HT9	NRB2-0400-TFD	380-400/3/50	11.3	62.5	1	0.9	12.2	15.0	25
BEA050H2	-HS7	2DC3-0500-CFB	*	CONSULT FACTORY						
	-HT7	2DC3-0500-TFC	200-220/3/50	22.3	120.0	1	2.1	24.4	30.0	50
	-HT9	2DC3-0500-TFD	380-400/3/50	10.4	60.0	1	1.1	11.5	14.1	20
BEA051H2	-HT7	2DD3-0500-TFC	200-220/3/50	22.3	120.0	1	2.1	24.4	30.0	50
	-HT9	2DD3-0500-TFD	380-400/3/50	10.5	60.0	1	1.1	11.6	14.2	20
BEA075H2	-HT7	2DL3-0750-TFC	200-220/3/50	31.6	169.0	1	2.1	33.7	41.6	70
	-HT9	2DL3-0750-TFD	380-400/3/50	13.8	85.0	1	1.1	14.9	18.4	30
BEA076H2	-HT7	2DA3-0750-TFC	200-220/3/50	32.0	169.0	1	2.1	34.1	42.1	70
	-HT9	2DA3-0750-TFD	380-400/3/50	14.1	85.0	1	1.1	15.2	18.7	30
BEA030M2	-HS7	3RA2-0310-CAB	*	CONSULT FACTORY						
	-HT7	3RA1-0310-TAC	200-220/3/50	13.1	82.0	1	2.1	15.2	18.5	30
	-HT9	3RA1-0310-TAD	380-400/3/50	6.6	41.0	1	1.1	7.7	9.4	15
BEA050M2	-HT7	NRM1-0500-TFC	200-220/3/50	24.3	141.0	1	2.1	26.4	32.5	50
	-HT9	NRM1-0500-TFD	380-400/3/50	12.1	62.5	1	1.1	13.2	16.2	25
BEA050H6	-HT7	2DC3-050E-TFC	200-220/3/50	22.3	120.0	1	2.1	24.4	30.0	50
	-HT9	2DC3-050E-TFD	380-400/3/50	10.4	60.0	1	1.1	11.5	14.1	20
BEA051H6	-HT7	2DD3-050E-TFC	200-220/3/50	22.3	120.0	1	2.1	24.4	30.0	50
	-HT9	2DD3-050E-TFD	380-400/3/50	10.5	60.0	1	1.1	11.6	14.2	20
BEA075H6	-HT7	2DL3-075E-TFC	200-220/3/50	31.6	169.0	1	2.1	33.7	41.6	70
	-HT9	2DL3-075E-TFD	380-400/3/50	13.8	85.0	1	1.1	14.9	18.4	30
BEA076H6	-HT7	2DA3-075E-TFC	200-220/3/50	32.0	169.0	1	2.1	34.1	42.1	70
	-HT9	2DA3-075E-TFD	380-400/3/50	14.1	85.0	1	1.1	15.2	18.7	30

* Consult Factory

MCA = Minimum Circuit Ampacity

MOP = Maximum Overcurrent Protection

CONDENSING UNIT MODEL	COMPRESSOR MODEL NO.	POWER SUPPLY	COMPRESSOR		CONDENSER FAN MOTOR		TOTAL AMPS	MCA	MOP	
			RLA	LRA	QTY	FLA				
BEA030M6	HS7	ERFB-031E-CAB	* CONSULT FACTORY							
	-HT7	ERFA-031E-TAC	200-220/3/50	12.4	82.0	1	2.1	14.5	17.6	30
	-HT9	ERFA-031E-TAD	380-400/3/50	5.8	41.0	1	1.1	6.9	8.4	15
BEA035M6	-HT7	3RAA-031E-TAC	200-220/3/50	14.2	82.0	1	2.1	16.3	19.9	30
	-HT9	3RAA-031E-TAD	380-400/3/50	6.3	41.0	1	1.1	7.4	9.0	15
BEA040M6	-HT7	NRB2-040E-TFC	200-220/3/50	21.8	141.0	1	2.1	23.9	29.4	50
	-HT9	NRB2-040E-TFD	380-400/3/50	9.0	62.5	1	1.1	10.1	12.4	20
BEA030L6	HS7	LAHB-032E-CAB	* CONSULT FACTORY							
	-HT7	LAHA-032E-TAC	200-220/3/50	12.8	112.0	1	2.1	14.9	18.1	30
	-HT9	LAHA-032E-TAD	380-400/3/50	6.0	56.0	1	1.1	7.1	8.6	15
BEA031L6	HS7	NRD1-040E-CFB	* CONSULT FACTORY							
	-HT7	NRD1-032E-TFC	200-220/3/50	16.3	82.0	1	2.1	18.4	22.5	35
	-HT9	NRD1-032E-TFD	380-400/3/50	8.4	41.0	1	1.1	9.5	11.6	20
BEA032L6	HS7	LACB-032E-CAB	* CONSULT FACTORY							
	-HT7	LACA-032E-TAC	200-220/3/50	12.8	112.0	1	2.1	14.9	18.1	30
	-HT9	LACA-032E-TAD	380-400/3/50	6.0	56.0	1	1.1	7.1	8.6	15
BEA035L6	-HT7	2DF3-030E-TFC	200-220/3/50	16.8	102.0	1	2.1	18.9	23.1	35
	-HT9	2DF3-030E-TFD	380-400/3/50	8.1	52.0	1	1.1	9.2	11.2	15
BEA040L6	-HT7	2DL3-040E-TFC	200-220/3/50	26.3	161.0	1	2.1	28.4	35.0	60
	-HT9	2DL3-040E-TFD	380-400/3/50	10.2	60.0	1	1.1	11.3	13.9	20
BEA060L6	-HT7	2DB3-060E-TFC	200-220/3/50	28.2	161.0	1	2.1	30.3	37.4	60
	-HT9	2DB3-060E-TFD	380-400/3/50	13.3	80.0	1	1.1	14.4	17.7	30
BEA061L6	-HT7	3DA3A060E-TFC	200-220/3/50	30.3	150.0	1	2.1	32.4	40.0	70
	-HT9	3DA3A060E-TFD	380-400/3/50	13.7	77.0	1	1.1	14.8	18.2	30
BEA075L6	-HT7	3DB3A075E-TFC	200-220/3/50	31.5	161.0	1	2.1	33.6	41.5	70
	-HT9	3DB3A075E-TFD	380-400/3/50	16.1	83.0	1	1.1	17.2	21.2	35

* Consult Factory

MCA = Minimum Circuit Ampacity

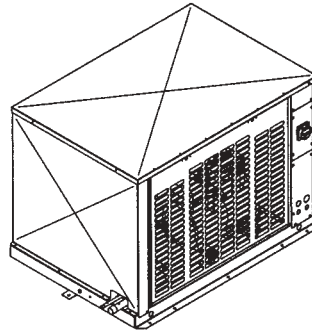
MOP = Maximum Overcurrent Protection

CONDENSING UNIT MODEL	COMPRESSOR MODEL NO.	POWER SUPPLY	COMPRESSOR		CONDENSER FAN MOTOR		TOTAL AMPS	MCA	MOP
			RLA	LRA	QTY	FLA			
BEB029H2	2FC-3.2	200-220/3/50	10.1	44.2	1	2.1	12.2	14.7	20
		380-400/3/50	5.8	25.5	1	1.1	6.9	8.4	15
BEB030H2	2EC-3.2	200-220/3/50	12.0	60.6	1	2.1	14.1	17.1	25
		380-400/3/50	6.4	37.0	1	1.1	7.5	9.1	15
BEB035H2	2DC-3.2	200-220/3/50	13.5	64.0	1	2.1	15.6	19.0	30
		380-400/3/50	7.8	37.0	1	1.1	8.9	10.9	15
BEB040H2	2CC-4.2	200-220/3/50	16.4	76.6	1	2.1	18.5	22.6	35
		380-400/3/50	9.4	44.2	1	1.1	10.5	12.9	20
BEB050H2	4FC-5.2	200-220/3/50	18.7	107.7	1	2.1	20.8	25.5	40
		380-400/3/50	10.8	62.2	1	1.1	11.9	14.6	25
BEB060H2	4EC-6.2	200-220/3/50	22.9	107.7	1	2.1	25.0	30.7	50
		380-400/3/50	13.2	62.2	1	1.1	14.3	17.6	30
BEB075H2	4DC-7.2	200-220/3/50	27.5	142.8	1	2.1	29.6	36.5	60
		380-400/3/50	15.9	82.4	1	1.1	17.0	21.0	35
BEB029H6	2FC-3.2Y	200-220/3/50	10.1	44.2	1	2.1	12.2	14.7	20
		380-400/3/50	5.8	25.5	1	1.1	6.9	8.4	15
BEB030H6	2EC-3.2Y	200-220/3/50	12.0	60.6	1	2.1	14.1	17.1	25
		380-400/3/50	6.4	37.0	1	1.1	7.5	9.1	15
BEB035H6	2DC-3.2Y	200-220/3/50	13.5	64.0	1	2.1	15.6	19.0	30
		380-400/3/50	7.8	37.0	1	1.1	8.9	10.9	15
BEB040H6	2CC-4.2Y	200-220/3/50	16.4	76.6	1	2.1	18.5	22.6	35
		380-400/3/50	9.4	44.2	1	1.1	10.5	12.9	20
BEB050H6	4FC-5.2Y	200-220/3/50	18.7	107.7	1	2.1	20.8	25.5	40
		380-400/3/50	10.8	62.2	1	1.1	11.9	14.6	25
BEB060H6	4EC-6.2Y	200-220/3/50	22.9	107.7	1	2.1	25.0	30.7	50
		380-400/3/50	13.2	62.2	1	1.1	14.3	17.6	30
BEB075H6	4DC-7.2Y	200-220/3/50	27.5	142.8	1	2.1	29.6	36.5	60
		380-400/3/50	15.9	82.4	1	1.1	17.0	21.0	35
BEB030L6	2CC-3.2Y	200-220/3/50	14.8	64.0	1	2.1	16.9	20.6	35
		380-400/3/50	8.5	37.0	1	1.1	9.6	11.7	20
BEB031L6	4FC-3.2Y	200-220/3/50	15.9	76.6	1	2.1	18.0	22.0	35
		380-400/3/50	9.2	44.2	1	1.1	10.3	12.6	20
BEB039L6	4EC-4.2Y	200-220/3/50	18.5	92.7	1	2.1	20.6	25.2	40
		380-400/3/50	10.7	53.5	1	1.1	11.8	14.5	25
BEB050L6	4DC-5.2Y	200-220/3/50	27.5	142.8	1	2.1	29.6	36.5	60
		380-400/3/50	15.9	82.4	1	1.1	17.0	21.0	35
BEB060L6	4CC-6.2Y	200-220/3/50	27.5	107.7	1	2.1	29.6	36.5	60
		380-400/3/50	15.9	62.2	1	1.1	17.0	21.0	35

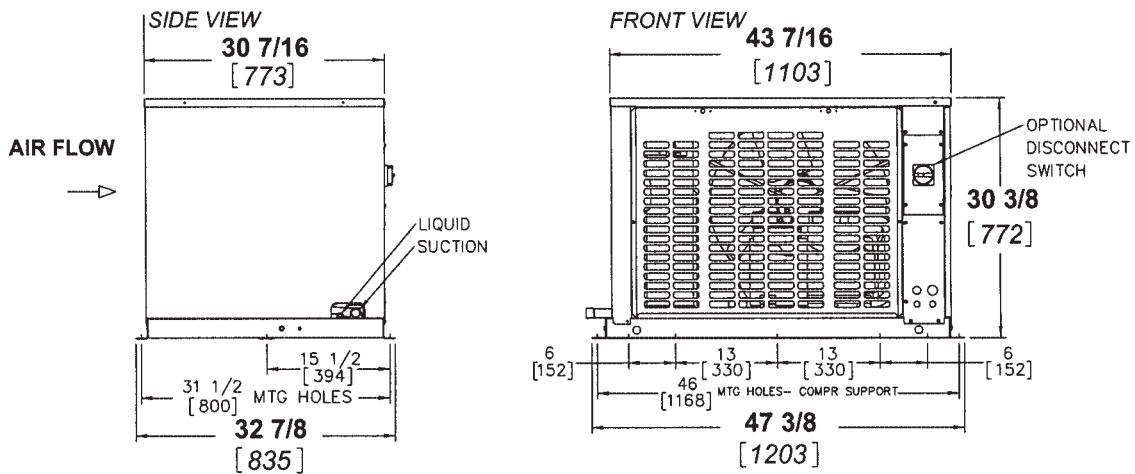
MCA = Minimum Circuit Ampacity

MOP = Maximum Overcurrent Protection

DIMENSIONS - STANDARD UNIT

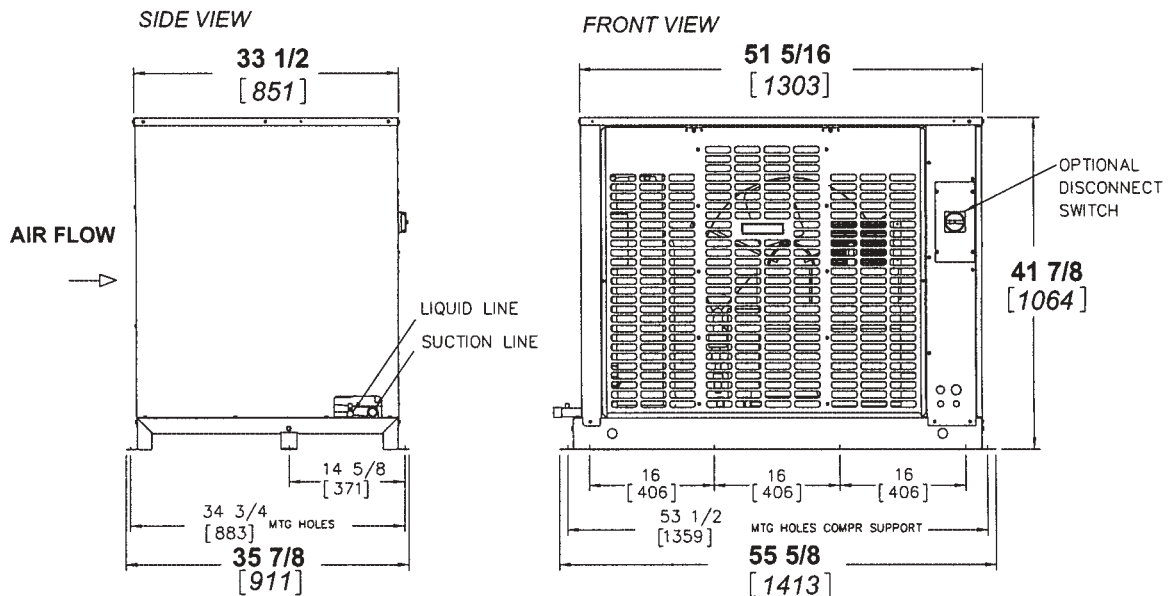


BE*029 TO BE*040



OVERALL DIMENSIONS - (Inches) : 47-3/8 x 32-7/8 x 30-3/8 (mm) : 1203 x 834 x 772

BE*050 TO BE*075

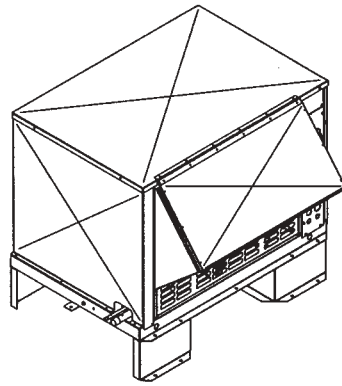


OVERALL DIMENSIONS - (Inches) : 55-5/8 x 35-7/8 x 41-7/8 (mm) : 1413 x 911 x 1064

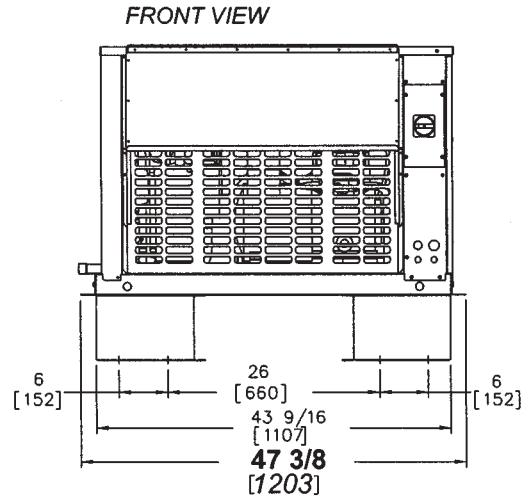
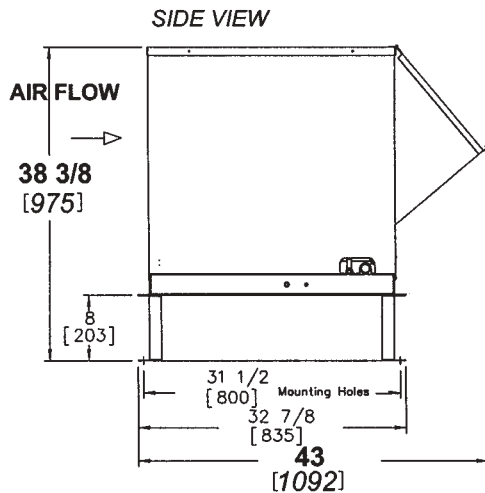
NOTE: All Mounting Holes $\frac{7}{16}$ " (11.1mm) Dia.

* Fill in appropriate alphabet; A for Copeland and B for Bitzer Octagon

DIMENSIONS - UNIT WITH OPTIONAL LEGS AND HOOD

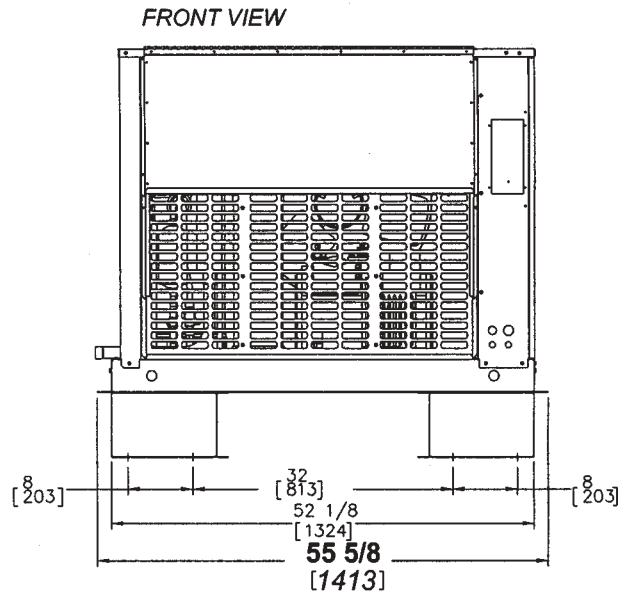
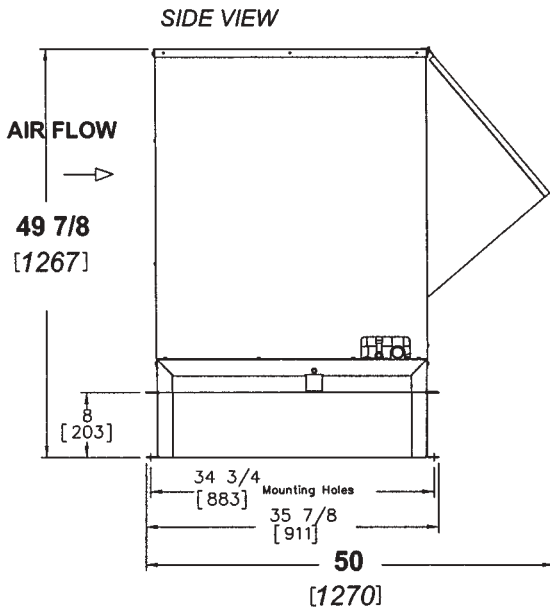


BE*029 TO BE*040



OVERALL DIMENSIONS - (Inches) : 47-3/8 x 43 x 38-3/8 (mm) : 1203 x 1092 x 975

BE*050 TO BE*075



OVERALL DIMENSIONS - (Inches) : 55-5/8 x 50 x 49-7/8 (mm) : 1413 x 1270 x 1267

NOTE: All Mounting Holes 7/16" (11.1mm) Dia.

* Fill in appropriate alphabet; A for Copeland and B for Bitzer Octagan



SPECIFICATIONS

CONDENSING UNIT MODEL	COMPRESSOR*	UNIT CONNECTIONS				RECEIVER CAPACITY 90% FULL		SHIPPING WEIGHT	
		SUCTION (OD)		LIQUID (OD)		Lbs.	Kgs	Lbs.	Kgs
		Inches	mm	Inches	mm				
BEA030H2	ERF1-0310	1 1/8	29	1/2	13	25	11	477	217
BEA040H2	NRB2-0400	1 1/8	29	1/2	13	25	11	542	246
BEA050H2	2DC3-0500	1 3/8	35	5/8	16	35	16	766	348
BEA051H2	2DD3-0500	1 3/8	35	5/8	16	35	16	769	350
BEA075H2	2DL3-0750	1 3/8	35	5/8	16	35	16	780	355
BEA076H2	2DA3-0750	1 3/8	35	5/8	16	35	16	780	355
BEA030M2	3RA1-0310	1 1/8	29	1/2	13	25	11	486	221
BEA050M2	NRM1-0500	1 1/8	29	1/2	13	35	16	738	335
BEA050H6	2DC3-050E	1 1/8	29	5/8	16	31	14	766	348
BEA051H6	2DD3-050E	1 1/8	29	5/8	16	31	14	769	350
BEA075H6	2DL3-075E	1 3/8	35	5/8	16	31	14	780	355
BEA076H6	2DA3-075E	1 3/8	35	5/8	16	31	14	780	355
BEA030M6	ERFA-031E	7/8	22	1/2	13	22	10	477	217
BEA035M6	3RAA-031E	1 1/8	29	5/8	16	22	10	487	221
BEA040M6	NRB2-040E	1 1/8	29	5/8	16	22	10	542	246
BEA030L6	LAHA-032E	1 1/8	29	1/2	13	22	10	493	224
BEA031L6	NRD1-032E	1 1/8	29	1/2	13	22	10	562	255
BEA032L6	LACA-032E	1 1/8	29	1/2	13	22	10	491	223
BEA035L6	2DF3-030E	1 1/8	29	1/2	13	22	10	588	267
BEA040L6	2DL3-040E	1 1/8	29	1/2	13	22	10	618	281
BEA060L6	2DB3-060E	1 3/8	35	5/8	16	31	14	781	355
BEA061L6	3DA3A060E	1 3/8	35	5/8	16	31	14	819	372
BEA075L6	3DB3A075E	1 3/8	35	5/8	16	31	14	827	376

* Exact model may vary with voltages

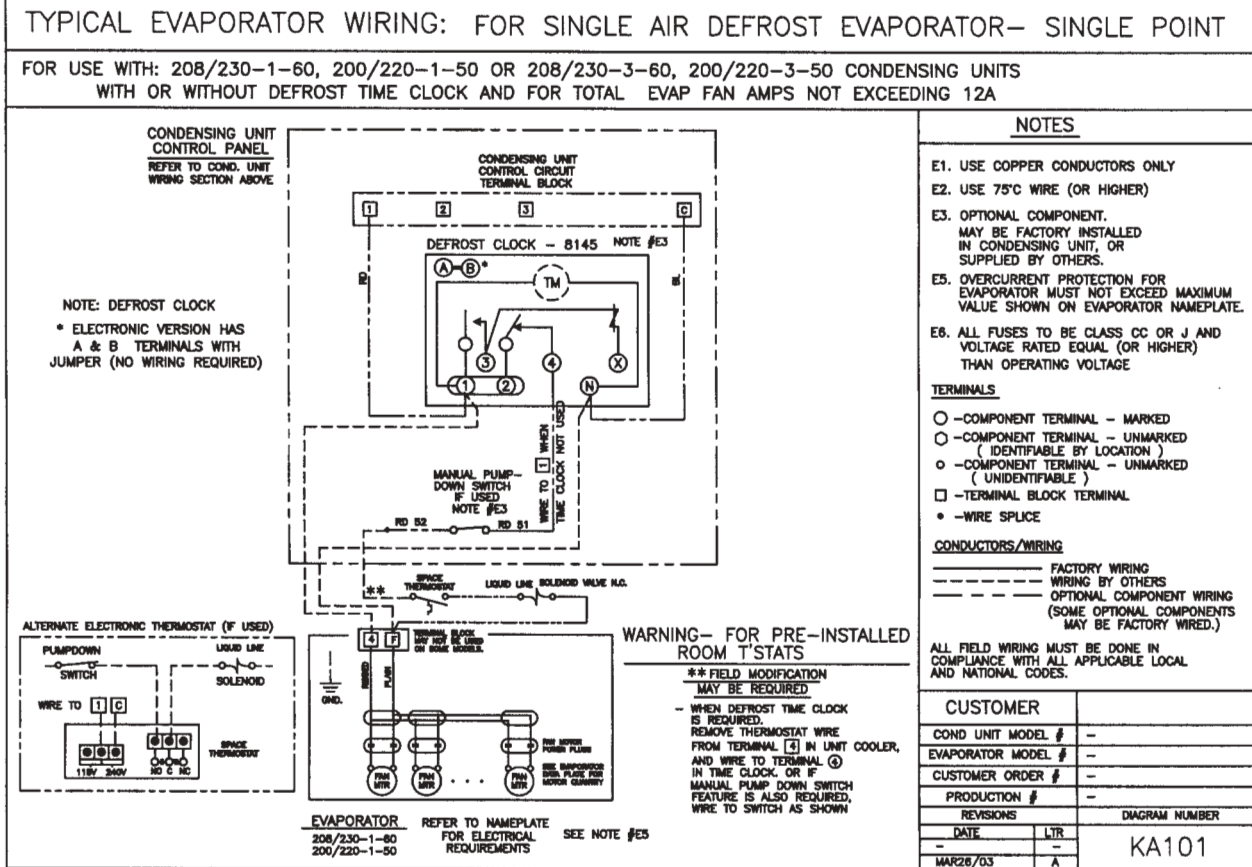
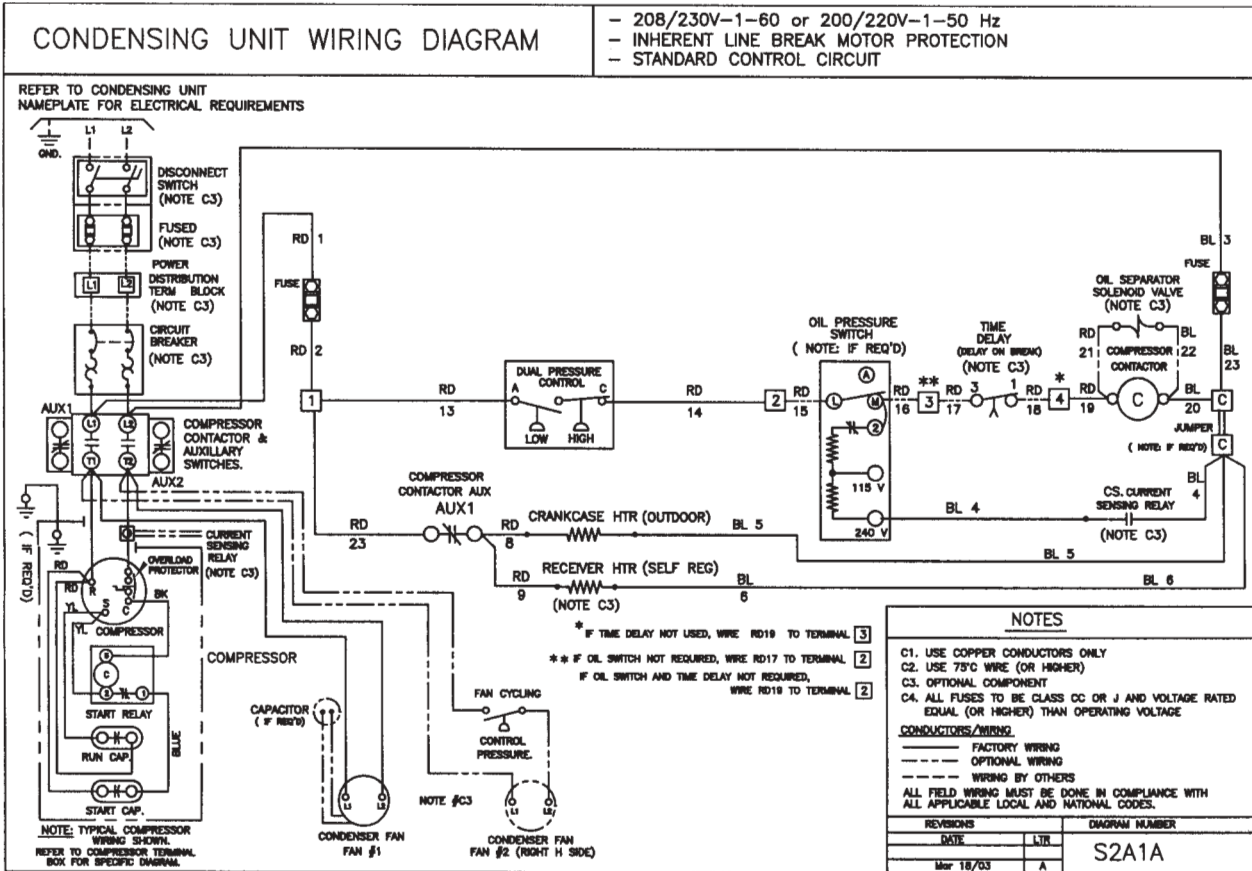


SPECIFICATIONS

CONDENSING UNIT MODEL	COMPRESSOR*	UNIT CONNECTIONS				RECEIVER CAPACITY 90% FULL		SHIPPING WEIGHT	
		SUCTION (OD)		LIQUID (OD)		Lbs.	Kgs	Lbs.	Kgs
		Inches	mm	Inches	mm				
BEB029H2	2FC-3.2	1 1/8	29	1/2	13	25	11	386	175
BEB030H2	2EC-3.2	1 1/8	29	1/2	13	25	11	437	199
BEB035H2	2DC-3.2	1 1/8	29	1/2	13	25	11	449	204
BEB040H2	2CC-4.2	1 1/8	29	1/2	13	25	11	452	205
BEB050H2	4FC-5.2	1 3/8	35	5/8	16	35	16	648	295
BEB060H2	4EC-6.2	1 3/8	35	5/8	16	35	16	652	296
BEB075H2	4DC-7.2	1 3/8	35	5/8	16	35	16	655	298
BEB029H6	2FC-3.2Y	1 1/8	29	5/8	16	22	10	386	175
BEB030H6	2EC-3.2Y	1 1/8	29	5/8	16	22	10	437	199
BEB035H6	2DC-3.2Y	1 1/8	29	5/8	16	22	10	449	204
BEB040H6	2CC-4.2Y	1 1/8	29	5/8	16	22	10	452	205
BEB050H6	4FC-5.2Y	1 1/8	29	5/8	16	31	14	648	295
BEB060H6	4EC-6.2Y	1 3/8	35	5/8	16	31	14	652	296
BEB075H6	4DC-7.2Y	1 3/8	35	5/8	16	31	14	655	298
BEB030L6	2CC-3.2Y	1 1/8	29	1/2	13	22	10	436	198
BEB031L6	4FC-3.2Y	1 1/8	29	1/2	13	22	10	463	210
BEB039L6	4EC-4.2Y	1 1/8	29	1/2	13	22	10	479	218
BEB050L6	4DC-5.2Y	1 3/8	35	5/8	16	31	14	647	294
BEB060L6	4CC-6.2Y	1 3/8	35	5/8	16	31	14	658	299

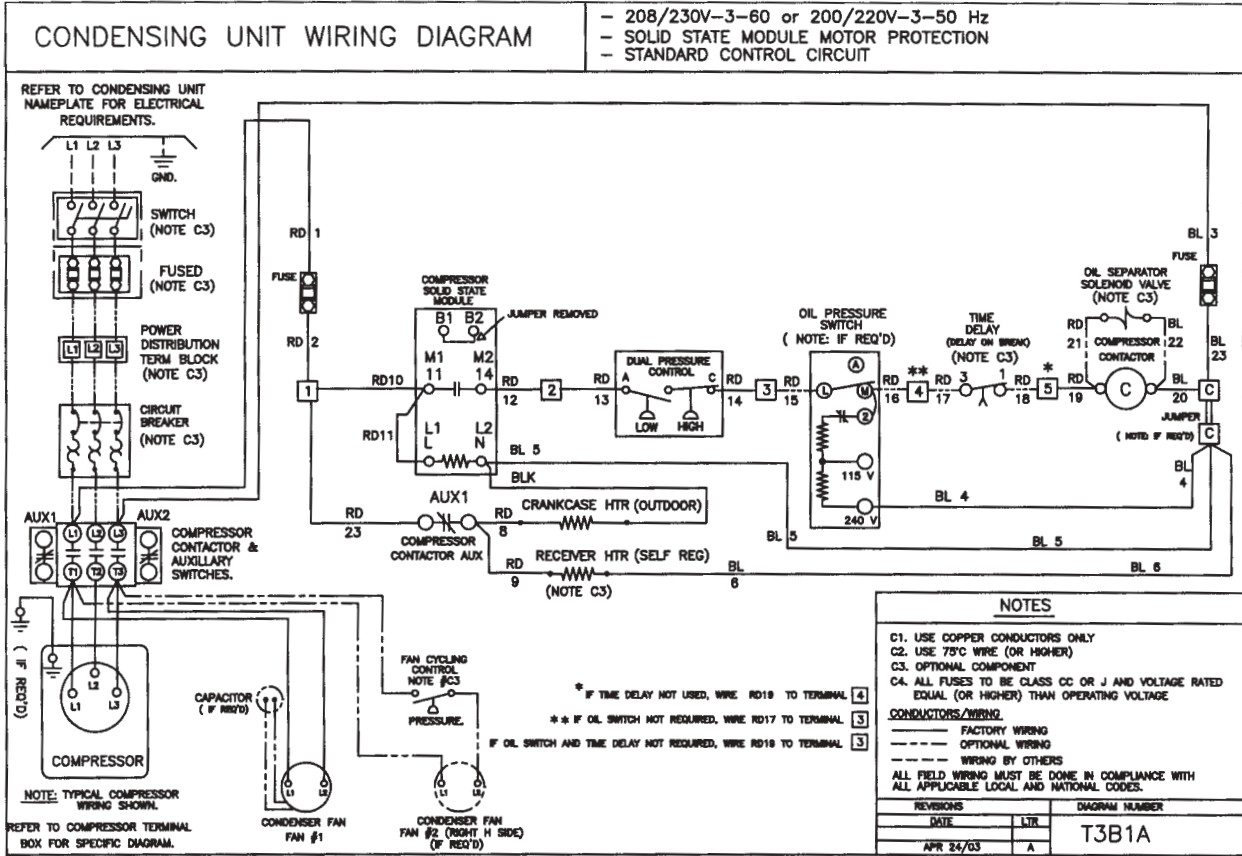
TYPICAL SYSTEM WIRING DIAGRAM

200-220/1/50



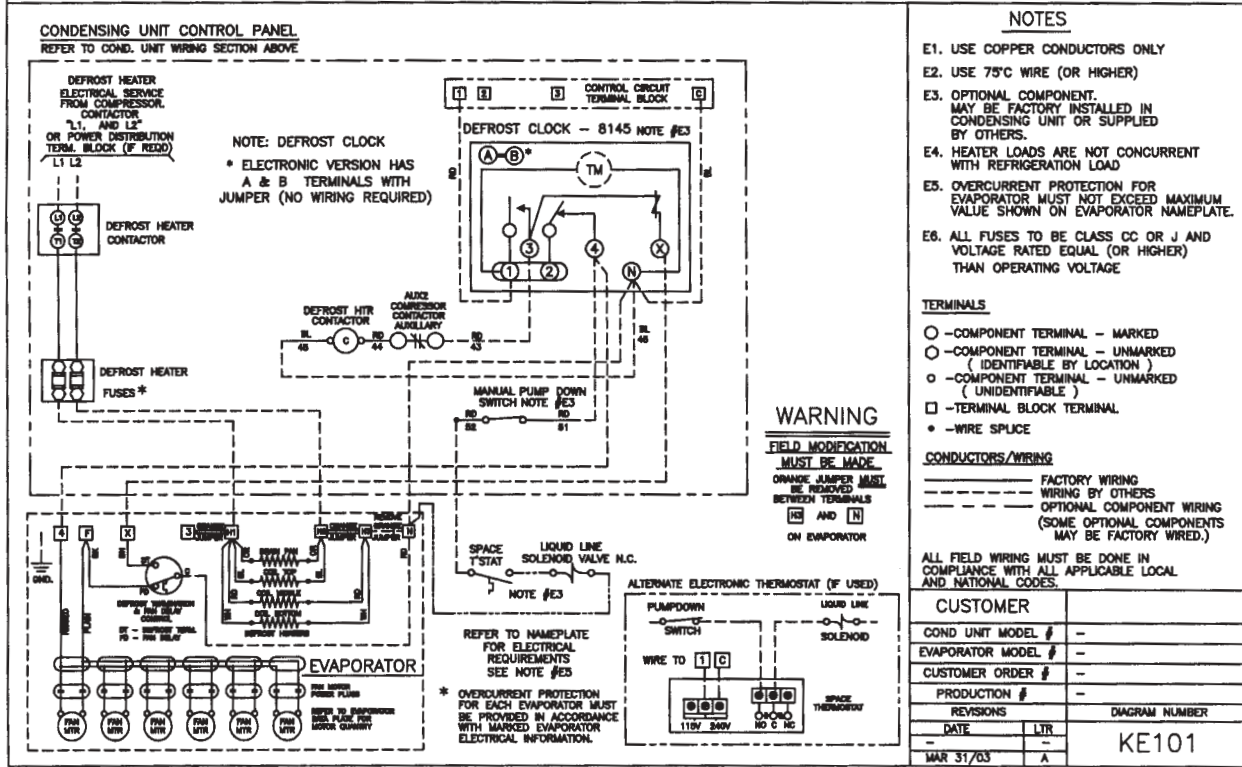
TYPICAL SYSTEM WIRING DIAGRAM

200-220/3/50



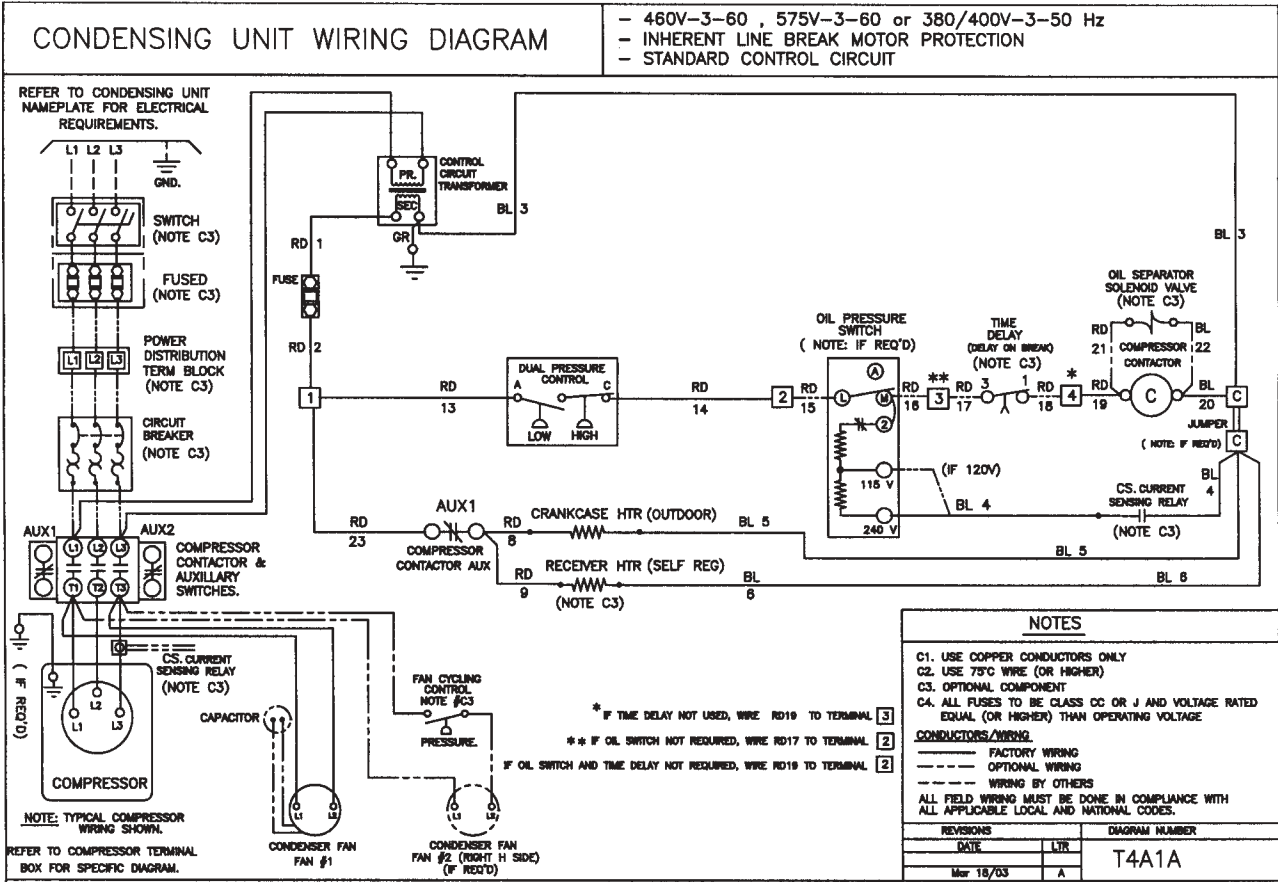
TYPICAL EVAPORATOR WIRING: FOR SINGLE LOW PROFILE ELECT DEFOST EVAPORATOR- SINGLE POINT

FOR USE WITH: 230v SINGLE OR THREE PHASE CONDENSING UNITS WITH DEFOST TIME CLOCK, AND DEFR. HTR. CONTACTOR.



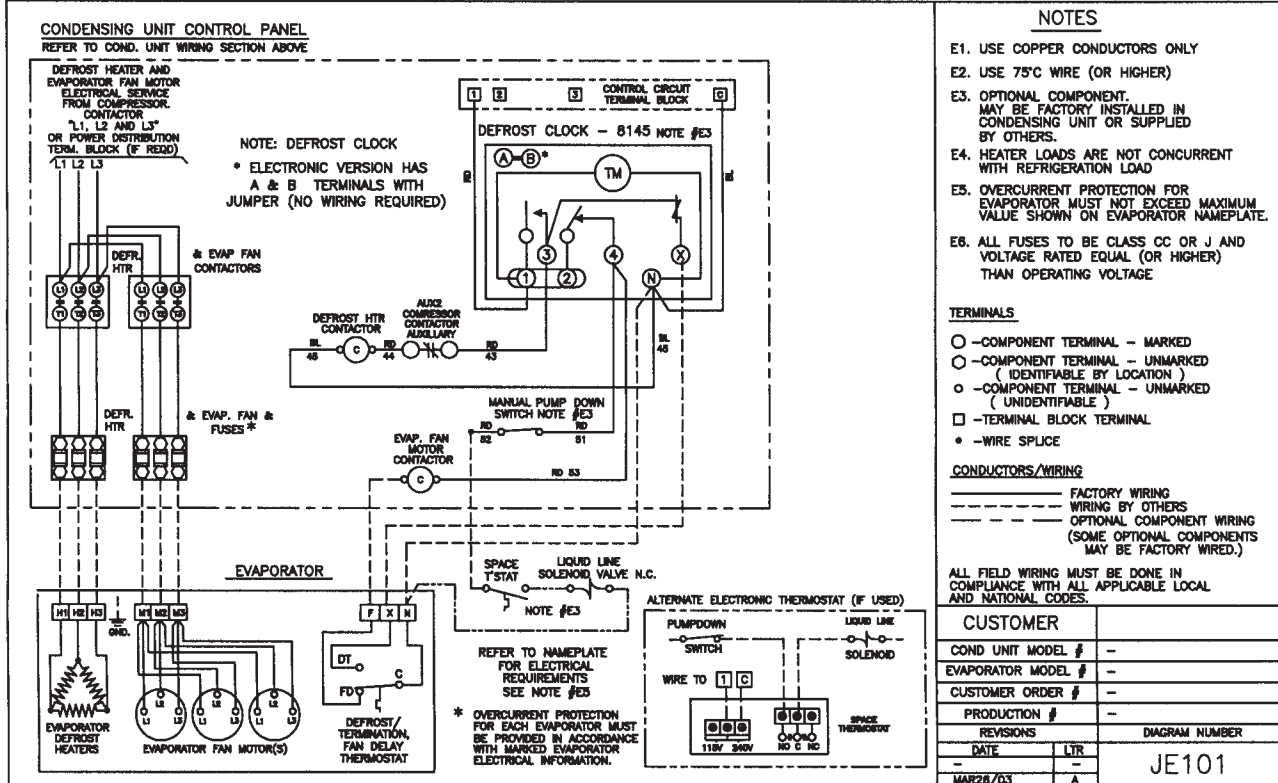
TYPICAL SYSTEM WIRING DIAGRAM

380-400/3/50



TYPICAL EVAPORATOR WIRING: FOR SINGLE MED PROFILE ELECT DEFROST EVAPORATOR— SINGLE POINT

FOR USE WITH: THREE PHASE CONDENSING UNITS WITH DEFROST TIME CLOCK, & EVAP FAN AND DEFR. HTR. CONTACTORS.



System	
Model Number	Date of Start-Up
Serial Number	Service Contractor
Refrigerant	Phone
Electrical Supply	Fax



General Sales, Parts & Service Manufacturing & Engineering
135 Little Nine Drive, Morehead City, NC 28557
252-240-2829 • 1-800-24-BALLY • FAX: 252-240-0384
e-mail: ballysales@ballyrefboxes.com • www.ballyrefboxes.com

DISTRIBUTED BY: _____

*Due to Manufacturer's policy of continuous product improvement,
the Manufacturer reserves the right to make changes without notice.*

